THE SCHOOL DISTRICT OF PHILADELPHIA

BOARD OF EDUCATION
GOALS AND GUARDRAILS PROGRESS MONITORING AGENDA
FEBRUARY 8, 2024

Call to Order - Mallory Fix-Lopez, Vice President

Roll Call - Mallory Fix-Lopez, Vice President

Opening Remarks

Adoption of Minutes

Student Speakers

Progress Monitoring Session - Goals 3 - Math

- Progress Monitoring Presentation - Goal 3: Math

General Speakers

- Speaker:
  Topic: General Speakers List

Adjourn

Email: schoolboardcommittees@philasd.org
Twitter: @PHLschoolboard | Facebook: @PHLschoolboard

THE SCHOOL DISTRICT OF PHILADELPHIA

BOARD OF EDUCATION
STUDENT ACHIEVEMENTAND SUPPORT COMMITTEE AGENDA
2/8/2024

Email: schoolboardcommittees@philasd.org
Twitter: @PHLschoolboard | Facebook: @PHLschoolboard

THE SCHOOL DISTRICT OF PHILADELPHIA

Goals & Guardrails Progress Monitoring

Goal 3: Math Grades 3-8

February 8, 2024

Office of Evaluation, Research, and Accountability

Math Performance Highlights

- **In Math, the District is outpacing other large urban districts nationwide, and similar districts in Pennsylvania, in recovering from the pandemic.**
- **PSSA Math performance** in grades 3-8 **increased** from 2021-22 to 2022-23.
- **Star Math performance** in grades 3-8 **increased** from Fall to Winter 2023-24 and from Winter 2022-23 to Winter 2023-24.
- From Winter 2022-23 to Winter 2023-24, **a higher percentage of grade 3-8 students moved up a performance level** (22%) on Star Math than dropped a performance level (16%).
- **All student groups saw increases in the percentage of students scoring At/Above Grade Level**, including English Learners (+4.4 percentage points) and students with IEPs (+1.7 percentage points) between Fall and Winter 2023-24.

Where Have We Been?

Goal 3

PSSA Math Proficiency Grades 3-8

The percentage of students in grades 3-8 who scored **Proficient or Advanced on the PSSA Math** rose from 16.5% in 2021-22 to 20.1% in 2022-23 (**+3.6 percentage points**).

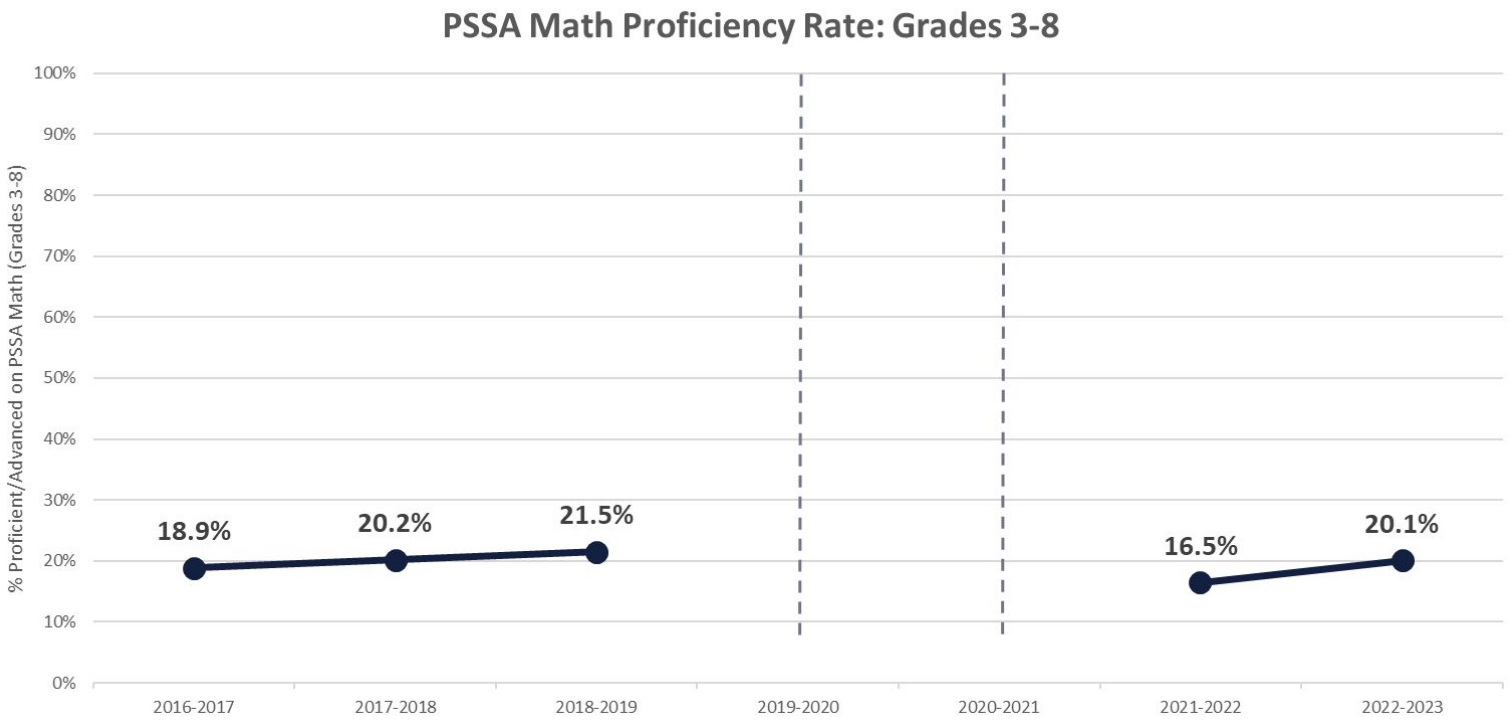

Goal 3
Math Curriculum

Strategic Action 3.2: Purchase and implement standards-aligned core instructional resources for math (in partnership with teachers, school leaders, and parents/guardians).

Summer 2023

Material Distribution

- **100% of schools** received the needed materials in advance of the start of the school year

Trainings

- **661 SDP Staff** participated in training to new math curriculum before the 2023-2024 school year.
- **3,158 Teachers** attended the Illustrative Math (IM) Teach and Learn in August 2023.

September 2023 through January 2024

IM Math Professional Learning Sessions

- **3,000+ Teachers** participated in 4 sessions
- **330 School-Based Teacher Leaders** participated in 4 sessions
- **500+ School Leaders** participated in 5 sessions

Communication with Families

- **Hosted 6 sessions** for families and community members to learn more about curriculum

What do we know about implementation so far?

- 83% of teachers who participated in the training felt prepared to teach the curriculum.
- Teachers have the materials they need, but a lack of time is a barrier to implementation.
- Less than 5% of teachers and 3% of school leaders identify the materials/resources and professional learning as a barrier for implementation.

Where Are We Now?

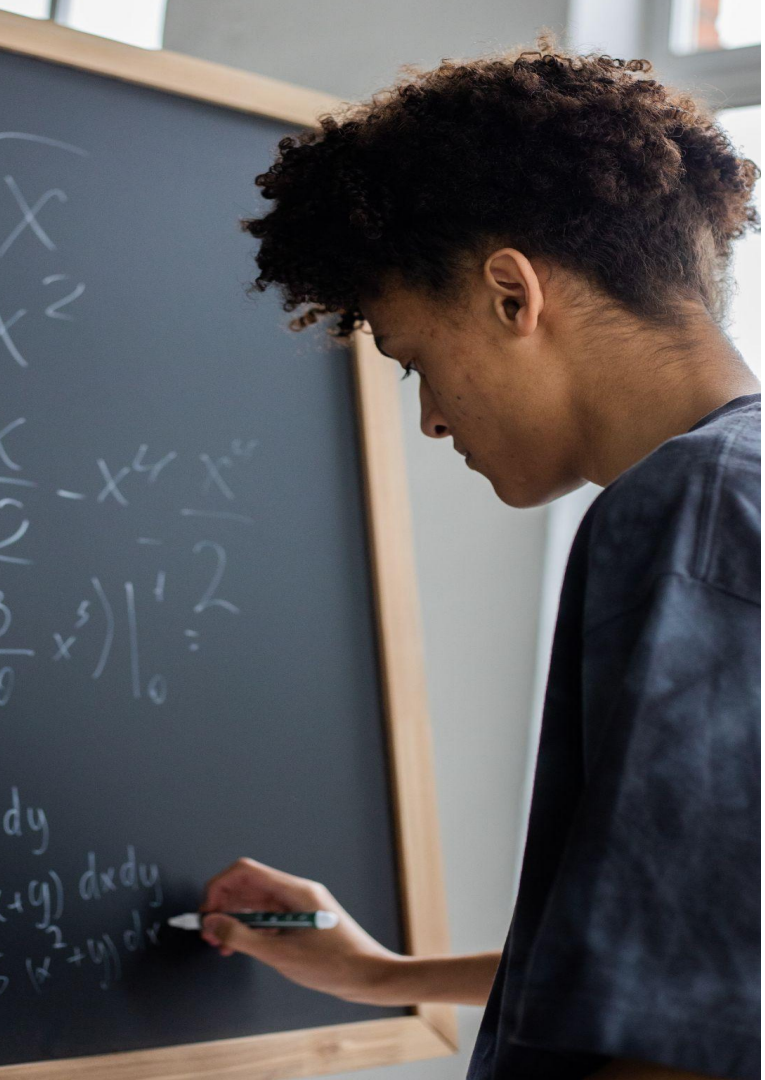

Goal 3 Leading Indicators

Goal 3: The percentage of students in grades 3-8 who are proficient on the state math assessment

Leading Indicator 1: The percentage of students in grades 3-8 who are At Target on the District's within-year math assessment

Leading Indicator 2: The percentage of students in grades 3-8 with high growth on the District's within-year math assessment New

Leading Indicator 3: The percentage of students in grades K-2 who are At Target on the District's required math Curriculum-Based Measures New

Indicator 1:
At Benchmark on Star Math
(Grades 3-8)

Indicator 1

Star Math: At Target

The percentage of students in grades 3-8 who scored **At/Above Benchmark on Star Math increased** from 17.4% in Winter 2022-23 to 19.3% in Winter 2023-24 (**+1.9 percentage points**).

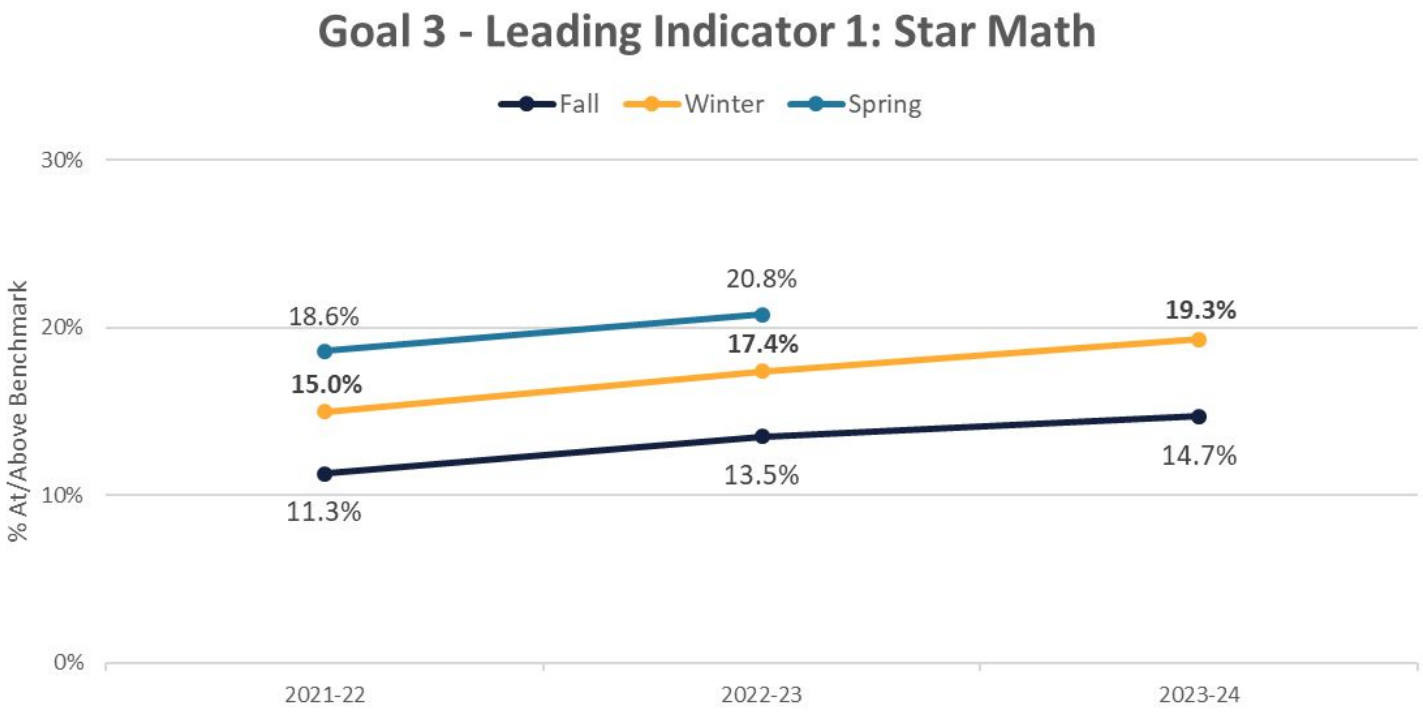

Indicator 1

Star Math: At Target

Half of all students (50.0%) **scored At/Above Benchmark** (19.3%) **or On Watch** (30.7%) in Winter 2023-24.

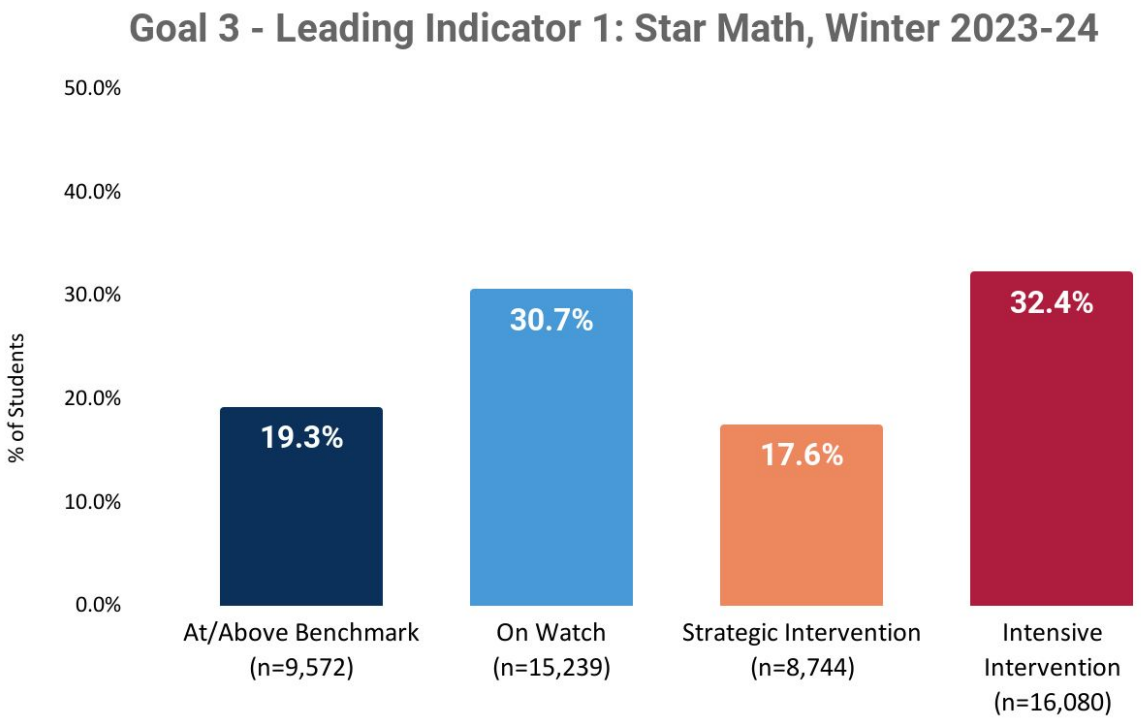

Indicator 1

Star Math: At Target

A higher percentage of students with higher attendance scored At/Above Benchmark on Star Math in Winter 2023-24.

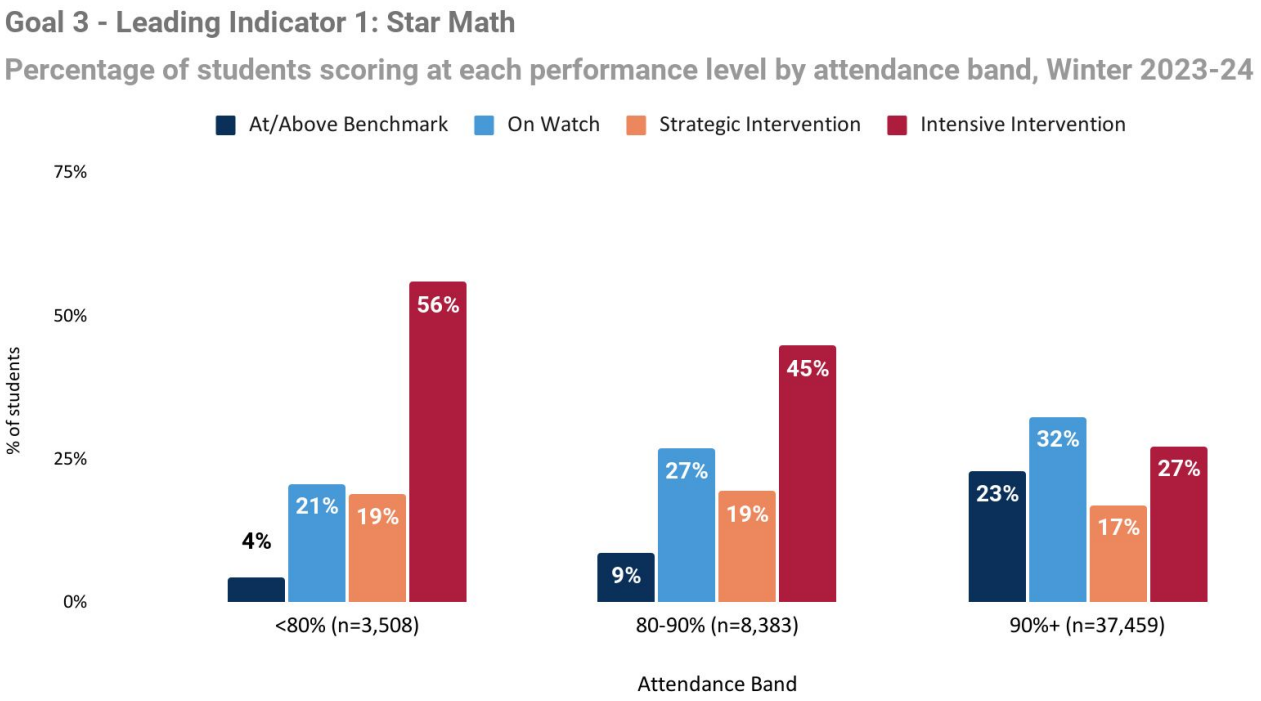

Indicator 1

Star Math: At Target

All race/ethnicity groups increased in the percentage scoring At/Above Benchmark from Fall to Winter 2023-24.

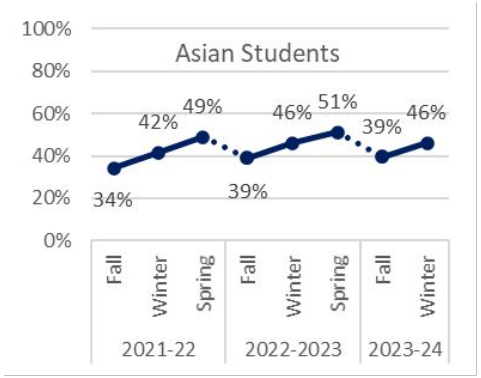

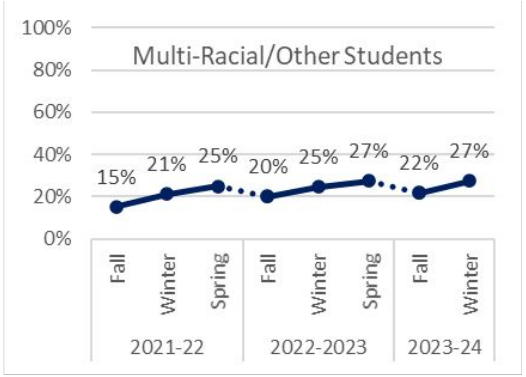

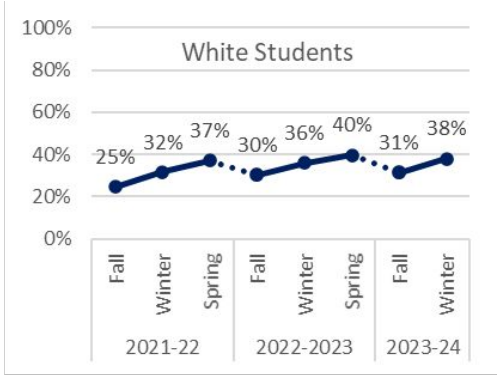

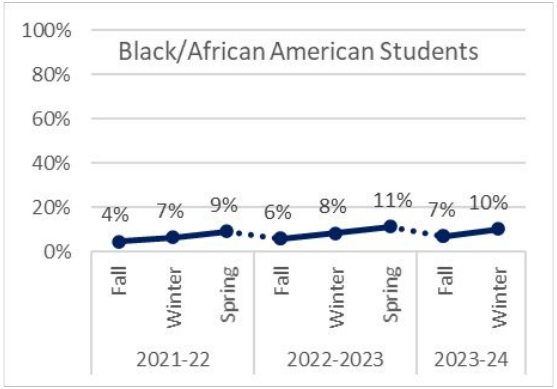

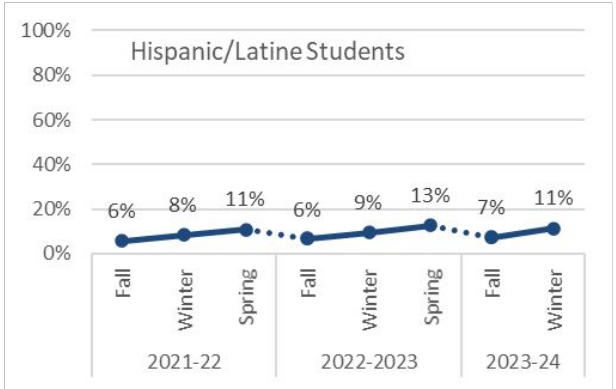

Indicator 1

Star Math: At Target

English Learners and students with IEPs increased in the percentage scoring At/Above Benchmark from Fall to Winter 2023-24.

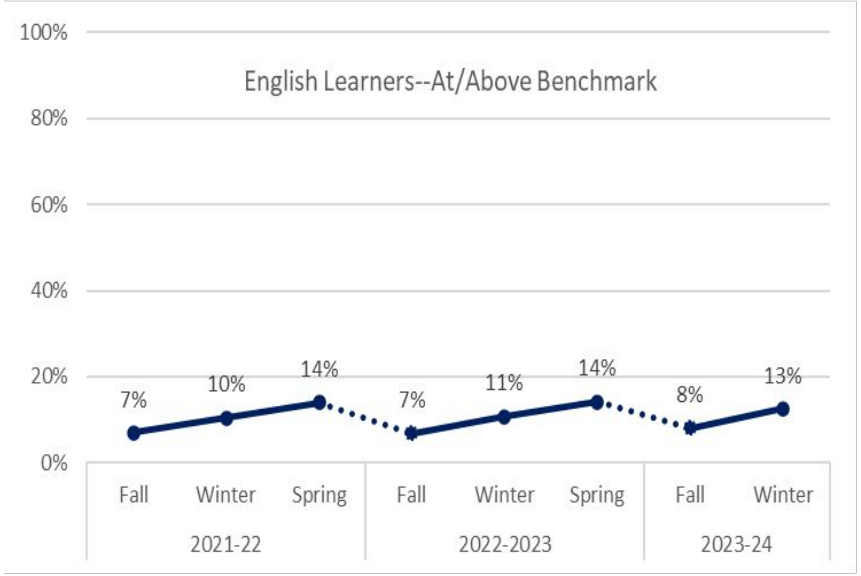

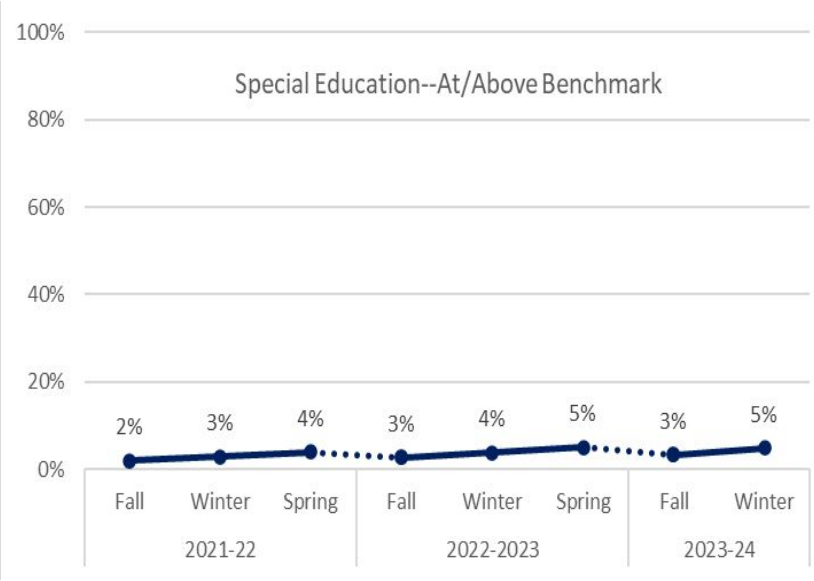

Indicator 1

Star Math: At Target

Of current 4th graders in Winter 2023-24 (who were in 3rd grade in 2022-23), **more than one in five students (22.0%) moved up at least one performance level** on Star Math from the Winter 2022-23 assessment cycle.

WHERE THEY ARE NOW Performance in 4th Grade* Winter 2023-24	WHERE THEY STARTED Performance in 3rd Grade Winter 2022-23: At/Above Benchmark	On Watch	Strategic Intervention	Intensive Intervention
At/Above Benchmark	16.3%	**22.0%** Improved by at least one performance level		
On Watch	**15.6%** Declined by at least one performance level	17.2%		
Strategic Intervention			5.7%	
Intensive Intervention				23.3%

* <50 students who were in 3rd grade in Winter 2022-23 either repeated or skipped a grade in 2023-24 and are not current 4th Graders

Indicator 2:
Growth on Star Math
(Grades 3-8)

Indicator 2

Star Math Growth

The percentage of students in grades 3-8 who had **High Growth on Star Math** from Fall to Winter **decreased** from 36.7% in 2022-23 to 36.1% in 2023-24 (**-0.6 percentage points**).

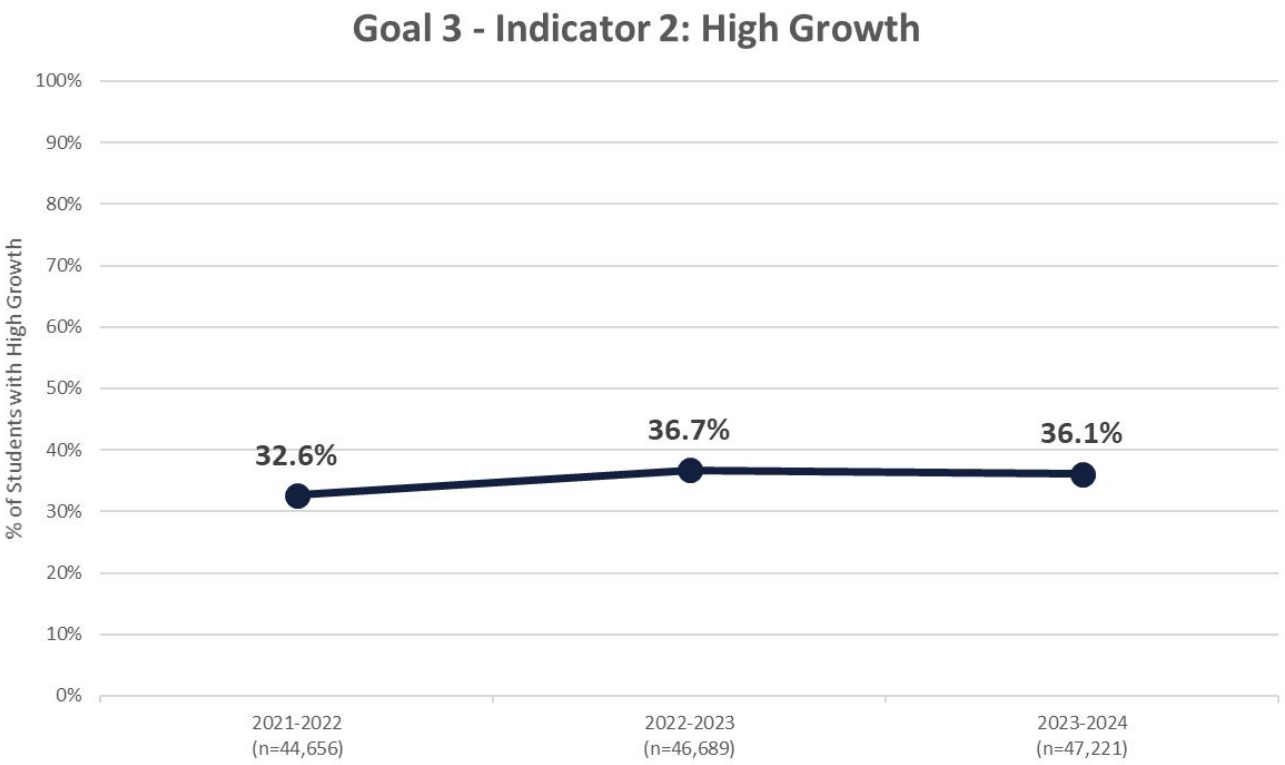

Indicator 2

Star Math Growth

Six out of ten students (60.4%) **who scored At/Above Benchmark on Star Math had high growth,** compared to 15.1% in Intensive Intervention.

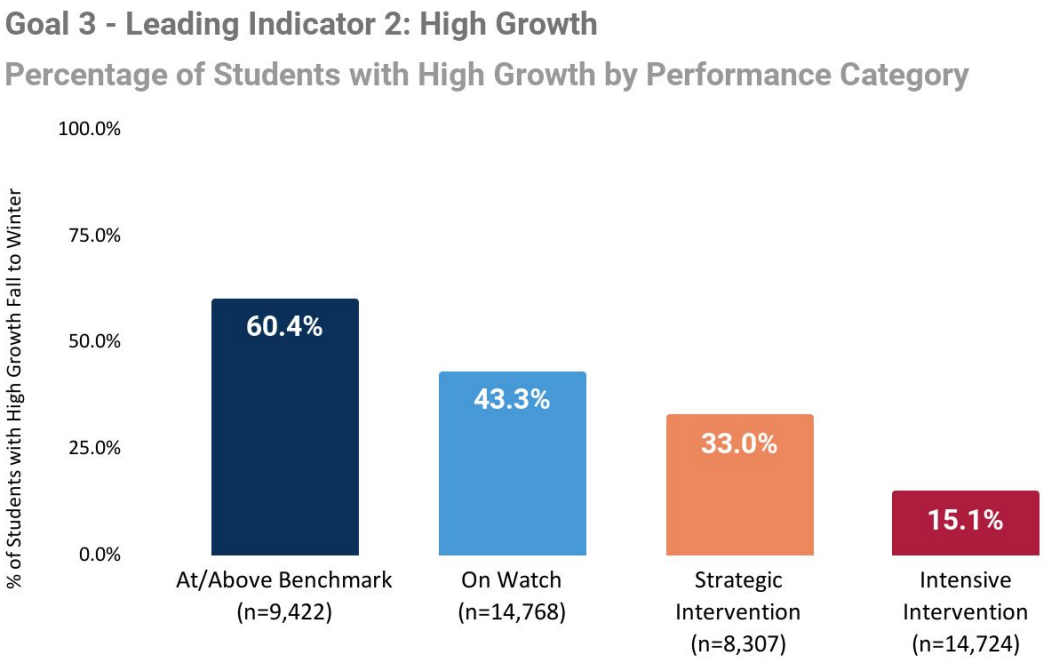

Indicator 3: Proficiency on Math Curriculum Based Measures (Grades K-2)

Indicator 3

Star Math Curriculum Based Measures

The percentage of students in grades K-2 who scored **At/Above Benchmark on required Curriculum Based Measures** increased from Fall to Winter 2023-24 (between **+11.1 and 32.4 percentage points**).

- All grades saw increases in performance on each required curriculum-based measure (CBM) from Fall 2023 to Winter 2023.
- This increase is consistent with changes from Fall to Winter in 2021-22 and from Fall to Winter in 2022-23.

Required CBMs for Grades K-2 with Fall to Winter percentage point change

Kindergarten	Grade 1	Grade 2
Numeral Recognition (**+11.4**)	Numeral Recognition*	Addition to 10 (**+22.2**)
Quantity Comparison (**+19.4**)	Quantity Comparison (**+15.7**)	Addition to 20 (**+15.7**)
	Addition to 10 (**+32.4**)	Subtraction from 10 (**+11.1**)

* Numeral Recognition is only required in the Fall for Grade 1.

Where Are We Going?



Current Activities and Focus for the 2024-25 School Year

- Teachers and School Leaders **focus on implementation** of Illustrative Math based on professional learning that has been provided to date.
- **Two Math professional learning vendors** are providing targeted professional learning and coaching to Network staff to build capacity and provide continuous implementation support at the school level.
- **Monthly Family Sessions** and **training for school-based staff** to support Math Family initiatives at the school level.
- Planning **Summer Learning Opportunities for school leadership teams and teachers** to continue to support Illustrative Math Implementation.
- Planning to **work with a vendor to design a Curriculum Implementation plan for 2024-25**, with a focus on Math and new ELA instructional resources.
- Creation of an **Accelerate Philly Schools Plan.**

THE SCHOOL DISTRICT OF
PHILADELPHIA

THE SCHOOL DISTRICT OF PHILADELPHIA

BOARD OF EDUCATION
STUDENT ACHIEVEMENTAND SUPPORT COMMITTEE AGENDA
2/8/2024

Email: schoolboardcommittees@philasd.org
Twitter: @PHLschoolboard | Facebook: @PHLschoolboard

The School District of Philadelphia
Board of Education
Action Meeting
Speakers List
February 8, 2024

Registered Speakers

1. Horace Clouden, PCAC
   Topic: Math

2. "Mama" Gail Clouden, Community Member
   Topic: Math

3. Leah Clouden, Community Member
   Topic: Math

Primary Waitlist Speakers